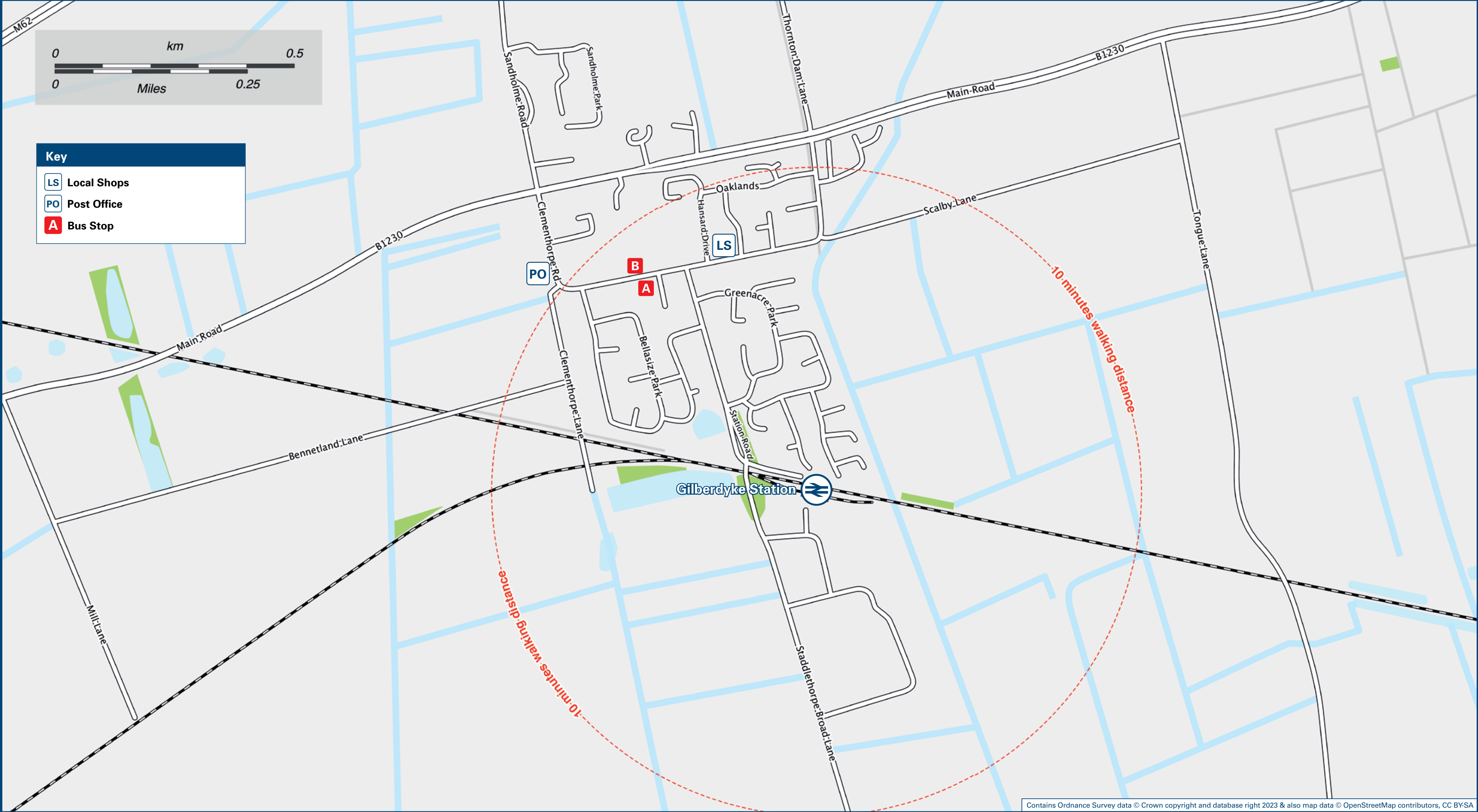




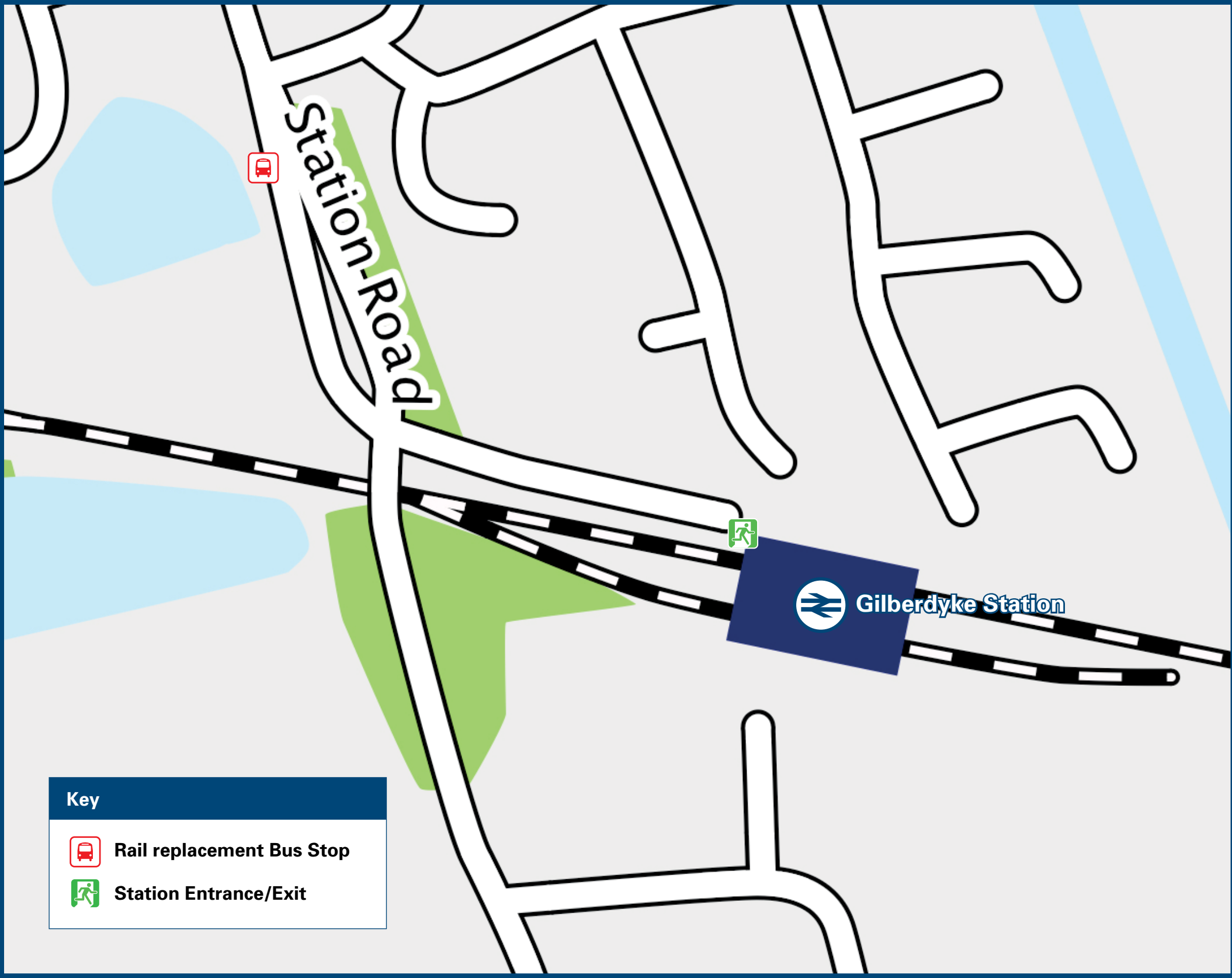
Gilberdyke Station

Onward Travel Information

Local area map



Station Map



 Rail replacement buses pick-up/drop-off at the end of the station approach road at the junction with Broad Lane.

Main destinations by bus

(Data correct at December 2023)

DESTINATION	BUS ROUTES	BUS STOP
Anlaby	55	B
Brough	55	B
Eastrington	55	A
Elloughton	55	B
Goole Hospital	55	A
Goole (Town Centre and Interchange)	55	A
Hessle	55	B
Howden	55	A
Hull	55	B
Hull Royal Infirmary	55	B
Humber Bridge	55	B
Melton	55	B
Newport	55	B
North Ferriby	55	B
North Cave	55	B
South Cave	55	B
Welton	55	B
Wolds (HM Prison)	55	B

Notes

- Bus route 55 runs a daily service.
- Direct trains operate to this destination from this station.

Taxis

Gilberdyke Station has no taxi rank or cab office. Advance booking is essential, please consider using the following local operators: (Inclusion of this number doesn't represent any endorsement of the taxi firm)

Brough Cars
01482 666 292

Riverside Travel
01482 666 525

South Cave Taxis
01430 422 218

Bill Ward
01430 440 904

Further information about all onward travel

Local Cycle Info

eastriding.gov.uk
For more information about cycle routes.

National Cycle Info

sustrans.org.uk
Sustrans is the UK's leading sustainable transport charity.

Bus Times

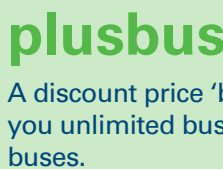
See timetable displays at bus stops.

 www.traveline.info
0871 200 22 33
calls cost 15p per minute plus your phone company's access charge

NextBuses

 Find the bus times for your stop. Search for a bus stop by entering a postcode, street & town or a stop name & town.

PlusBus

 plusbus.info
A discount price 'bus pass' that you buy with your train ticket. It gives you unlimited bus travel around your chosen town, on participating buses.

National Rail Enquiries

Online

nationalrail.co.uk

NRE App

Free National Rail Enquiries app for iOS and Android

Social Media

 facebook.com/nationalrailenq
 @nationalrailenq

Alert Me

You can sign up to Alert Me messages on the National Rail Enquiries website where you can receive train and platform notifications directly to your smart phone.
nationalrail.co.uk/alertme

Contact Centre

03457 48 49 50
Calls cost no more than calls to geographic numbers (01 or 02) and may be recorded.

PlusBike


nationalrail.co.uk/plusbike
For more information.



NORTHERN



National Rail
Britain's train companies working together



This poster shows details of popular destinations and main, frequent bus routes. Additional services may run, so please check with Traveline or see posters at local bus stops. Whilst considerable care has been taken to ensure the information contained on this poster is correct and accurate, National Rail cannot accept responsibility for any loss or inconvenience caused by any errors or omissions, or for loss, damage, injury or inconvenience relating to the cancellation, alteration, delay or diversion of a service. For any feedback, please e-mail comments@onwardtravelposters.com

Scan this code with your mobile for full station information.