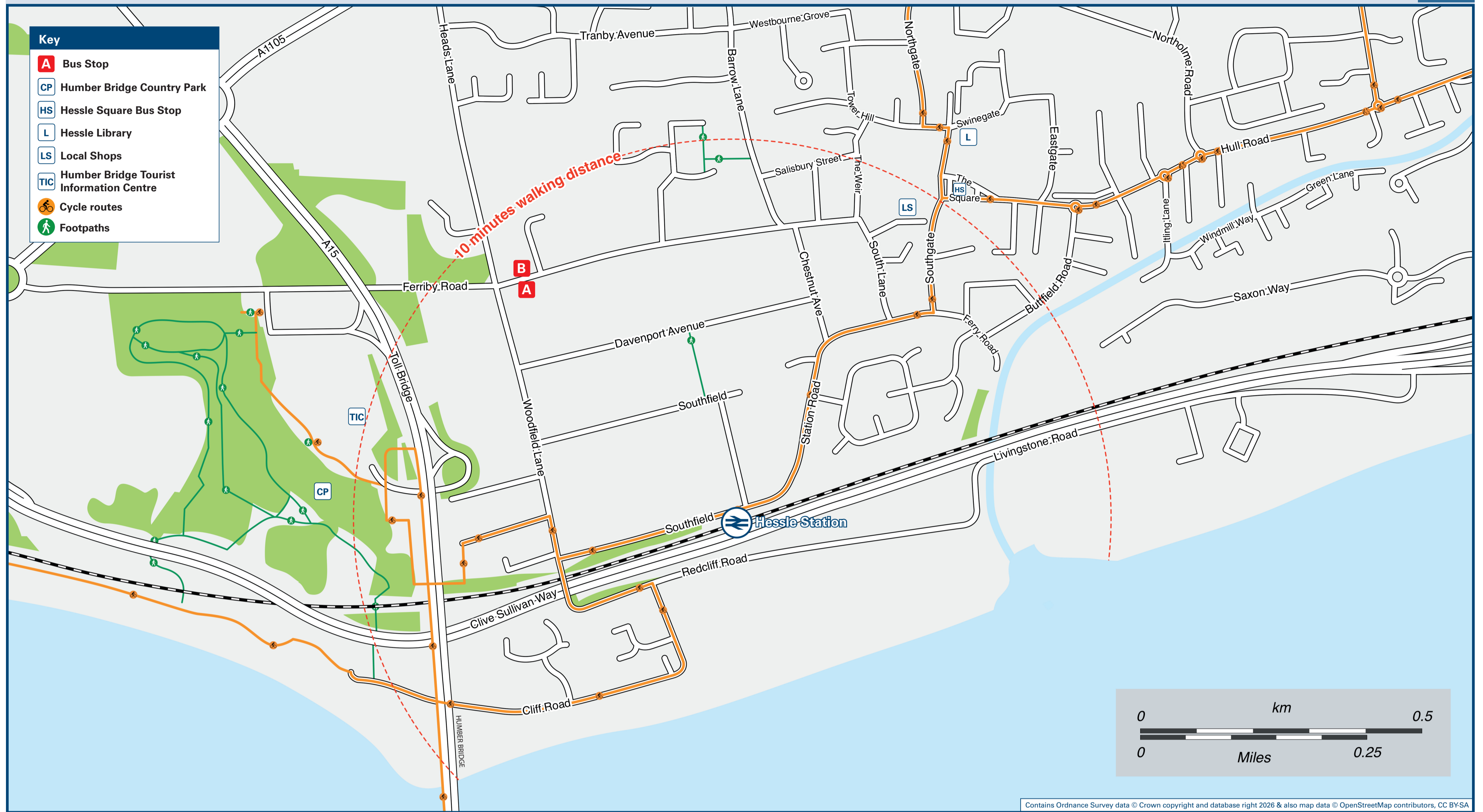




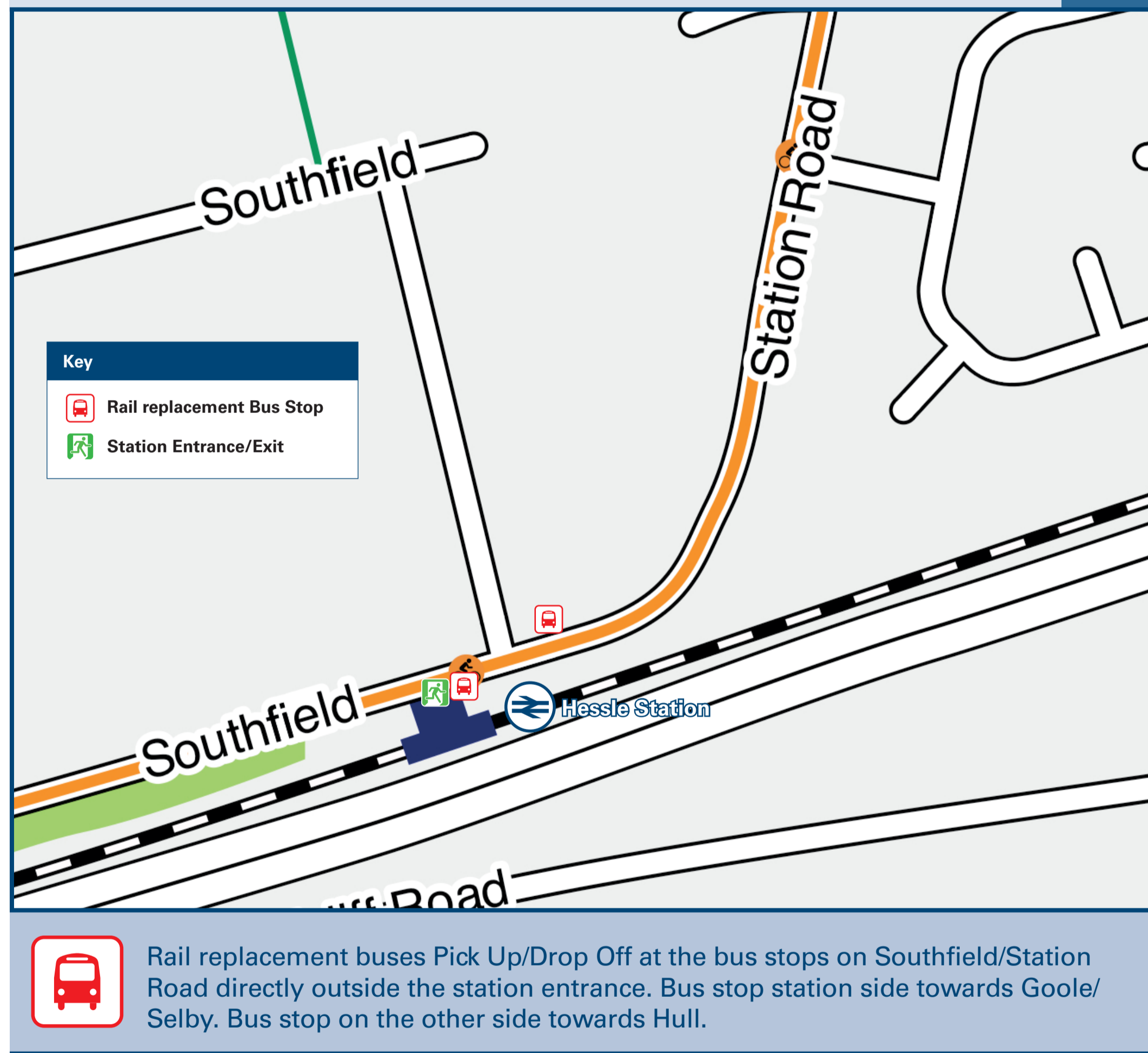
Hessle Station

Onward Travel Information

Local area map



Station Map



Main destinations by bus

(Data correct at February 2026)

DESTINATION	BUS ROUTES	BUS STOP
Anlaby	55A*, 150*	B
Brough	55A*	A
Eastfield	55A*	B
Elloughton	55A*	A
Hesse Square #	A 10 minutes walk (see Local Area Map for details)	
Hull	55A*	B
Hull Royal Infirmary	55A*	B
Melton	55A*, 150*	A
North Ferryby	55A*, 150*	A
Welton	55A*	A

Notes

- For bus times and days of operation please contact Traveline on www.traveline.info or call: 0871 200 22 33
- Direct trains operate to this destination from this Station.
- # Hesse Square Bus Interchange, for more bus service connections in the East Riding of Yorkshire.
- * Bus route 55A & 150 run limited Mondays to Fridays services, only. No Saturday or Sunday services.

Taxis

Hessle Station has no taxi rank or cab office. Advance booking is essential, please consider using the following local operators: (Inclusion of this number doesn't represent any endorsement of the taxi firm)

Handy Cars
01482 654 321

Karens Kabs
01482 654 321


Hull Cars or 82 Taxis
01482 828 282

Further information about all onward travel

Local Cycle Info eastriding.gov.uk <small>For more information about cycle routes.</small>	National Cycle Info walkwheelcycletrust.org.uk	Bus Times <small>See timetable displays at bus stops.</small> www.traveline.info 0871 200 22 33 <small>calls cost 13p per minute plus your phone company's access charge</small>	PlusBus plusbus.info <small>PlusBus is a discount price 'bus pass' that you buy with your train ticket. It gives you unlimited bus travel around your chosen town, on participating buses. Visit www.plusbus.info</small>
--	--	--	--

National Rail Enquiries

Online nationalrail.co.uk	NRE App Free National Rail Enquiries app for iOS and Android	Social Media facebook.com/nationalrailenq @nationalrailenq	Alert Me <small>You can sign up to Alert Me messages on the National Rail Enquiries website where you can receive train and platform notifications directly to your smart phone.</small> nationalrail.co.uk/alertme	Contact Centre 03457 48 49 50 <small>Calls cost no more than calls to geographic numbers (01 or 02) and may be recorded.</small>	PlusBike nationalrail.co.uk/plusbike <small>For more information.</small>
---	---	--	--	--	---



This poster shows details of popular destinations and main, frequent bus routes. Additional services may run, so please check with Traveline or see posters at local bus stops. Whilst considerable care has been taken to ensure the information contained on this poster is correct and accurate, National Rail cannot accept responsibility for any loss or inconvenience caused by any errors or omissions, or for loss, damage, injury or inconvenience relating to the cancellation, alteration, delay or diversion of a service. For any feedback, please e-mail comments@onwardtravelposters.com

Scan this code with your mobile for full station information.