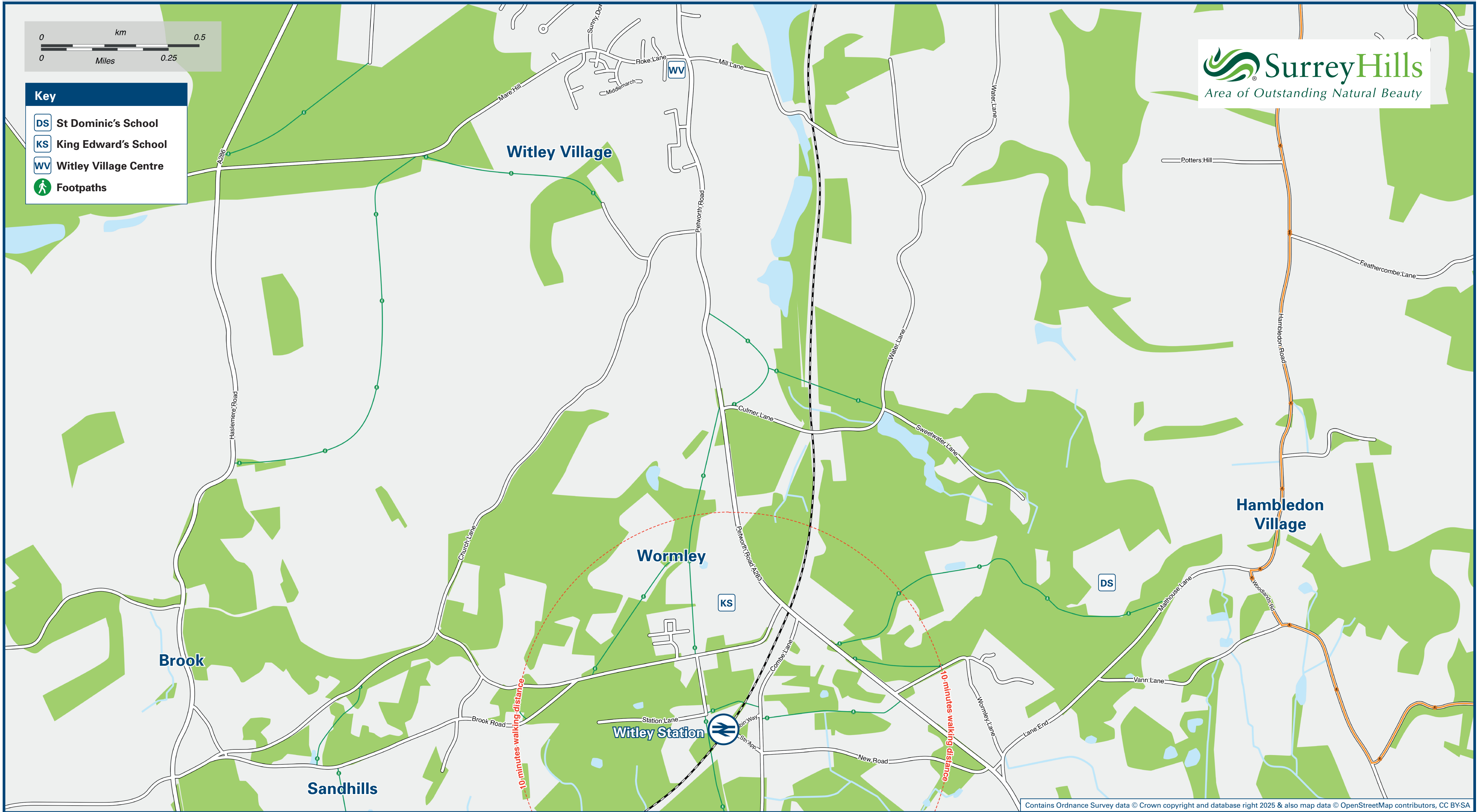




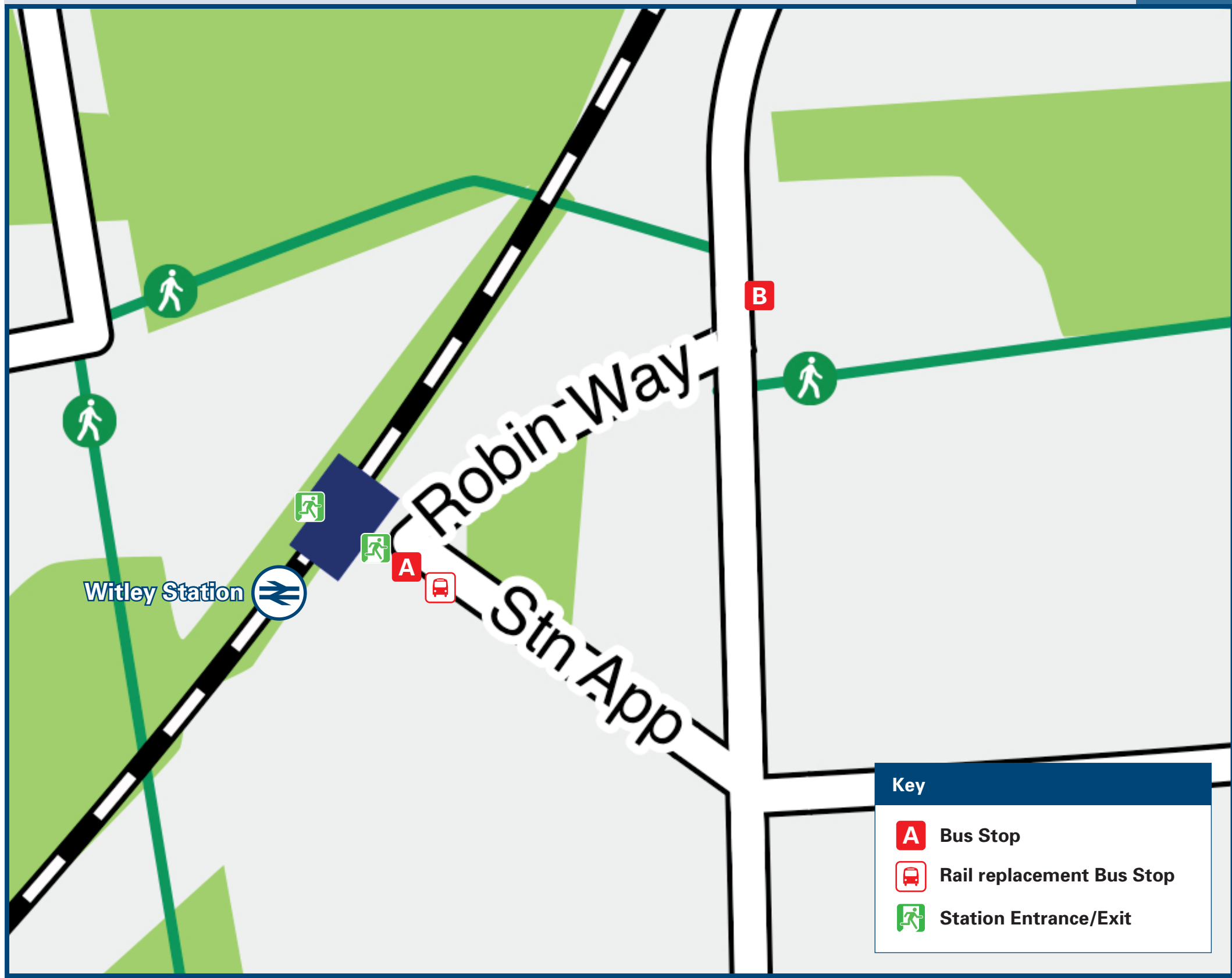
Witley Station

Onward Travel Information

Local area map



Buses



Rail replacement services depart from Station Approach, off Coombe Lane, Wormley.

Main destinations by bus

(Data correct at November 2025)

DESTINATION	BUS ROUTES	BUS STOP
Chiddingfold	71	B
Farncombe	71	A
Fernhurst	71#	B
Godalming	71	A
Guildford	71	A
Haslemere	71	B
Midhurst	71#	B
Milford	71	A
Peasmarsh	71	A
Shottermill	71#	B
Witley (Village Centre)	71	A
Wormley	71	A

Notes

Bus route 71 operates a daily service, Mondays to Sundays.
For bus times and days of operation please contact Traveline on www.traveline.info or call: 0871 200 22 33

Direct trains operate to this destination from this station.

To this destination, on Mondays to Saturdays, please change at Haslemere Town Hall for bus route 70. On Sundays bus route 71 changes to bus route 70, no need to change buses.

AONB Surrey Hills (AONB) www.surreyhills.org

Taxis

Witley station has no taxi rank or cab office. Advance booking is essential, please consider using the following local operators: (Inclusion of this number doesn't represent any endorsement of the taxi firm)

Haslemere Taxi Station
01428 658 788

Haslemere Independent Taxis
01428 787 222

Waverley Taxis
01483 666 677

Further information about all onward travel

Local Cycle Info

waverley.gov.uk

For more information about cycle routes.

National Cycle Info

walkwheelcycletrust.org.uk

Bus Times


See timetable displays at bus stops.

www.traveline.info
0871 200 22 33
calls cost 15p per minute
plus your phone company's access charge

PlusBus

plusbus.info

PlusBus is a discount price 'bus pass' that you buy with your train ticket. It gives you unlimited bus travel around your chosen town, on participating buses. Visit www.plusbus.info



National Rail Enquiries

Online

nationalrail.co.uk

NRE App

Free National Rail Enquiries app for iOS and Android

Social Media

facebook.com/nationalrailenq
 @nationalrailenq

Alert Me

You can sign up to Alert Me messages on the National Rail Enquiries website where you can receive train and platform notifications directly to your smart phone.
nationalrail.co.uk/alertme

Contact Centre

03457 48 49 50

Calls cost no more than calls to geographic numbers (01 or 02) and may be recorded.

PlusBike

nationalrail.co.uk/plusbike

For more information.

South Western Railway



National Rail
Britain's train companies working together



This poster shows details of popular destinations and main, frequent bus routes. Additional services may run, so please check with Traveline or see posters at local bus stops. Whilst considerable care has been taken to ensure the information contained on this poster is correct and accurate, National Rail cannot accept responsibility for any loss or inconvenience caused by any errors or omissions, or for loss, damage, injury or inconvenience relating to the cancellation, alteration, delay or diversion of a service. For any feedback, please e-mail comments@onwardtravelposters.com

Scan this code with your mobile for full station information.